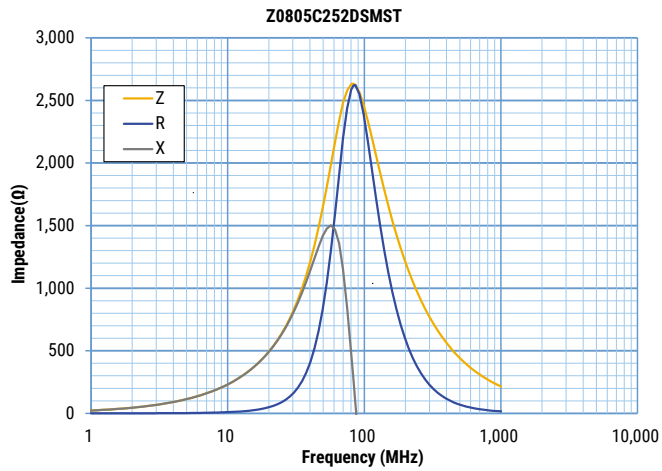
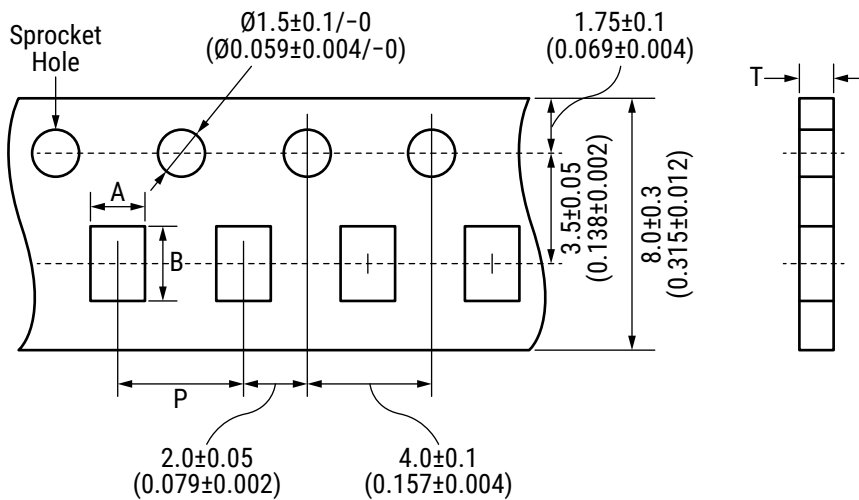


Frequency Characteristics cont.



Taping Specifications - Millimeters (Inches)

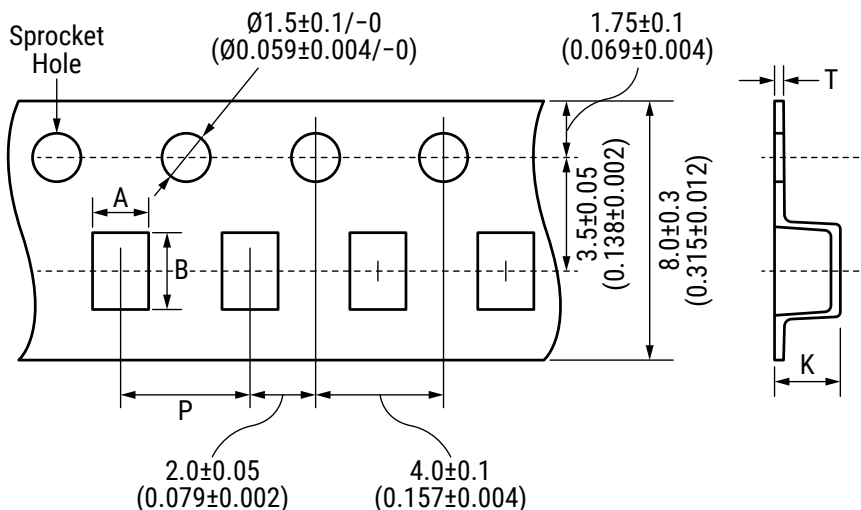
Paper Tape 8mm Width



| EIA Case Size | Metric Case Size | Height | Reel Quantity | | Cavity | | Pitch | Thickness |
|---------------|------------------|--------|---------------|-----------|--------|-------|-------|-----------|
| | | | | | A | B | P | T |
| 0201 | 0603 | 0.30 | 15,000 | Nominal | 0.4 | 0.7 | 2.0 | 0.45 |
| | | | | Tolerance | ±0.06 | ±0.06 | ±0.05 | Maximum |
| 0402 | 1005 | 0.50 | 10,000 | Nominal | 0.65 | 1.15 | 2.0 | 0.8 |
| | | | | Tolerance | ±0.1 | ±0.1 | ±0.05 | Maximum |
| 0603 | 1608 | 0.80 | 4,000 | Nominal | 1.0 | 1.8 | 4.0 | 1.1 |
| | | | | Tolerance | ±0.2 | ±0.2 | ±0.1 | Maximum |
| 0805 | 2012 | 0.85 | 4,000 | Nominal | 1.5 | 2.3 | 4.0 | 1.1 |
| | | | | Tolerance | ±0.2 | ±0.2 | ±0.1 | Maximum |

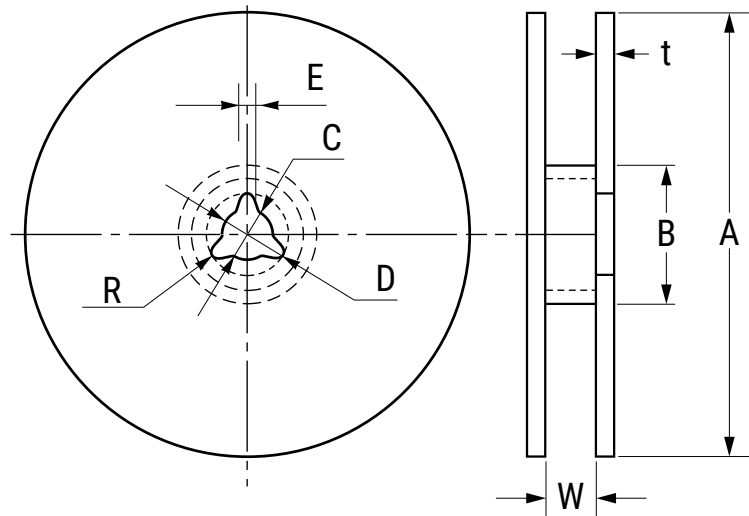
Taping Specifications - Millimeters (Inches) cont.

0805 1.25 mm Height Embossed (Plastic) Tape 8 mm Width



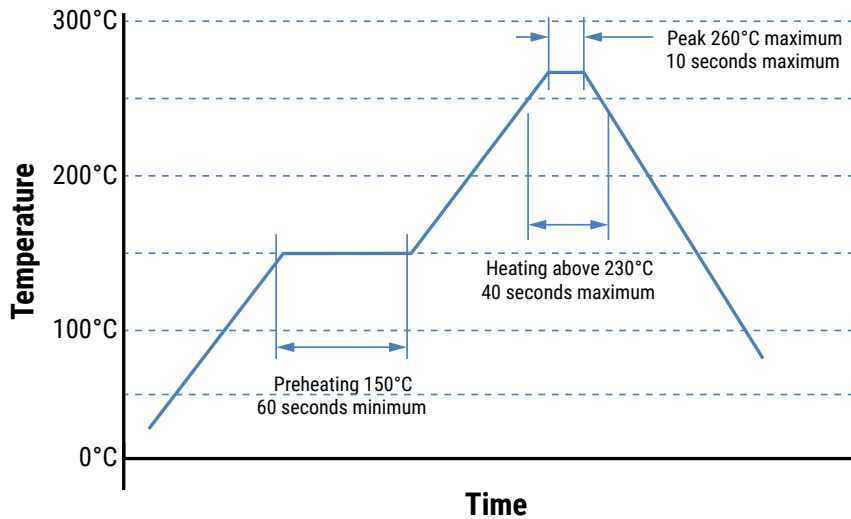
| EIA Case Size | Metric Case Size | Height | Reel Quantity | | Cavity | | Pitch | Thickness | |
|---------------|------------------|--------|---------------|-----------|--------|------|-------|-----------|---------|
| | | | | | A | B | P | T | K |
| 0805 | 2012 | 1.25 | 2,000 | Nominal | 1.5 | 2.3 | 4.0 | 0.3 | 2.0 |
| | | | | Tolerance | ±0.2 | ±0.2 | ±0.1 | Maximum | Maximum |

Reel Specifications - Millimeters



| EIA Size Code | | Dimensions - Millimeters | | | | | | | |
|---------------|-----------|--------------------------|---------|-------|-------|------|-----|---------|------|
| | | A | B | C | D | E | R | t | W |
| 0402 | Nominal | ø178.0 | ø60.0 | ø13.0 | ø21.0 | 2.0 | 1.0 | 2.5 | 10.0 |
| 0630 0805 | Tolerance | ±2.0 | Minimum | ±0.2 | ±0.8 | ±0.5 | | Maximum | ±1.5 |

Recommended Reflow Soldering Profile



Handling Precautions

Ferrite chip beads should be stored in normal working environments. While these beads themselves are quite robust in other environments, exposure to high temperatures, high humidity, corrosive atmospheres, and long-term storage degrades solderability.

KEMET recommends that maximum storage temperature not exceed 40°C and maximum storage humidity not exceed 70% relative humidity. Atmospheres should be free of chlorine-bearing and sulfur-bearing compounds. Temperature fluctuations should be minimized to avoid condensation on the parts.

For optimized solderability, ferrite chip beads stock should be used promptly, preferably within six months of receipt.”

KEMET Electronics Corporation Sales Offices

For a complete list of our global sales offices, please visit www.kemet.com/sales.

Disclaimer

YAGEO Corporation and its affiliates do not recommend the use of commercial or automotive grade products for high reliability applications or manned space flight.

All product specifications, statements, information and data (collectively, the "Information") in this datasheet are subject to change. The customer is responsible for checking and verifying the extent to which the Information contained in this publication is applicable to an order at the time the order is placed. All Information given herein is believed to be accurate and reliable, but it is presented without guarantee, warranty, or responsibility of any kind, expressed or implied.

Statements of suitability for certain applications are based on KEMET Electronics Corporation's ("KEMET") knowledge of typical operating conditions for such applications, but are not intended to constitute – and KEMET specifically disclaims – any warranty concerning suitability for a specific customer application or use. The Information is intended for use only by customers who have the requisite experience and capability to determine the correct products for their application. Any technical advice inferred from this Information or otherwise provided by KEMET with reference to the use of KEMET's products is given gratis, and KEMET assumes no obligation or liability for the advice given or results obtained.

Although KEMET designs and manufactures its products to the most stringent quality and safety standards, given the current state of the art, isolated component failures may still occur. Accordingly, customer applications which require a high degree of reliability or safety should employ suitable designs or other safeguards (such as installation of protective circuitry or redundancies) in order to ensure that the failure of an electrical component does not result in a risk of personal injury or property damage.

Although all product-related warnings, cautions and notes must be observed, the customer should not assume that all safety measures are indicated or that other measures may not be required.

When providing KEMET products and technologies contained herein to other countries, the customer must abide by the procedures and provisions stipulated in all applicable export laws and regulations, including without limitation the International Traffic in Arms Regulations (ITAR), the US Export Administration Regulations (EAR) and the Japan Foreign Exchange and Foreign Trade Act.

KEMET is a registered trademark of KEMET Electronics Corporation.